

Contemporary Stained Glass

Day 1



The *Space Window* in the National Cathedral (Washington, D.C.) was designed by St. Louis artist Rodney Winfield

Class Structure

1. Say "hello" and share announcements
2. Enjoy a brief, image-rich presentation
3. Go over project and demo skills
4. Studio time to work and play
5. Clean up starts at 9:15pm

What will we do in this class?

- learn the basics of working in stained glass (copper foiling and epoxy techniques)
- understand stained glass in its historical context and define its role in our culture today
- push our understanding of the medium to include and discover new techniques and uses

You may want to bring your own...

- gloves
- safety goggles
- sketchbook
- source images
- drawing supplies
- snacks/drinks (We have a refrigerator!)

What to Wear

- closed toed shoes (thick soles preferred)
- long sleeves
- cloth that won't "catch" on glass
- hair pulled back

Mandala Project




What is a mandala?

"mandala"- a Sanskrit word meaning "circle"

Used as an object for visual meditation in many religions and cultures.


Often reflects the journey of the individual through life.

Native American



Tibetan Monks Sand Painting





Christianity: The Rose Window


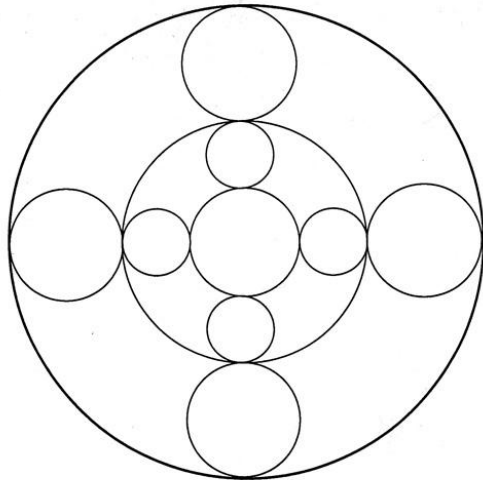



Christianity:
The Celtic Cross








Mandala Outlines



Shala



Project Guidelines

- Design a mandala to represent your culture/journey/self.
- Your project will fit into a 10"x10" square
- Try to use less than 100 pieces

Project Steps (Day 1)

1. Outline your mandala
2. Select the glass for your mandala
3. Transfer your outline onto the glass using a permanent marker
4. Cut, grind, and clean your glass